

7. Share all the details with parents.

Consider conducting an informational meeting where parents and boys can ask questions and give input on ideas for fundraising and special activities along the way. Make use of the variety of information online at NationalCamporama.com to help you. Let parents know who to contact in your church with questions or to get additional information.

As time passes, you'll want to ensure your plans are fully implemented and everyone is kept informed of any changes and updates.

- Conduct your fundraisers.
- Finalize your plans for any special activities you plan to enjoy along the way.
- Collect registration materials from boys and enter them online at NationalCamporama.com.
- Tell the world of your progress! Remember: Royal Rangers all across the country are going through this process at the same time you are. Share your progress on Facebook, Instagram, Twitter, or YouTube and give encouragement to others who are doing the same.

Preparing for Camporama takes some time and effort, but the memories you make and experiences you'll enjoy with your boys will make it all worthwhile. National Camporama is going to be amazing, and we're looking forward to seeing you there!

REGISTRATION FEES

Registration may be completed online at NationalCamporama.com or by mail, beginning September 1, 2021. Registration fees are shown below. Additional fees may be required by your district to cover expenses for which the district is responsible. Contact your district for details. Registration closes June 15, 2022.

| Type | Date Received | Discount | Regular |
|----------------------|--------------------------------------|----------|---------|
| 2020 Carryover Price | September 1, 2021 – October 31, 2021 | \$315 | \$375 |
| Early Bird Price | November 1, 2021 – March 31, 2022 | \$345 | \$405 |
| Pre-Event Price | April 1, 2022 – May 16, 2022 | \$395 | \$455 |
| Event Price | May 17, 2022 – June 15, 2022 | \$455 | \$525 |

PARTICIPATION REQUIREMENTS

Boys may attend the Camporama who meet the following qualifications:

- Have graduated from 3rd grade and be 9 years of age on or before July 10, 2022. If graduated from 3rd grade and still 8 years old he must be accompanied by his father or his legal male guardian. (No exceptions to these rules.)
- Must complete online registration and the Parental Consent and Authorization (PCA) form for minors.
- If young man becomes 18 years old by July 15, 2022, he must complete and acquire his pastor's signature on the Assumption of Risk (AOR) form for adults.

Men may attend Camporama who meet the following qualifications:

- Must be 18 years old by July 10, 2022.
- Must be approved by his pastor and complete your church's leadership screening process.
- Must complete the registration process and submit the Assumption of Risk (AOR) form for adults.

NationalCamporama.com

**START
HERE**

THE ULTIMATE EVENT FOR GUYS



• EAGLE ROCK, MO •

July 10-15, 2022



OUTPOST ACTION PLAN

Get Ready for National Camporama

Come join us for the ultimate event for guys at Camp Eagle Rock.

National Camporama will soon be here, and this amazing event will be something you won't want to miss. Every day is packed with a broad variety of activities where every boy can be challenged, learn, and grow, all while having a lot of fun with friends. But to get the most out of this event, you'll want to start planning now.



Some elements of Camporama will feature a superhero theme where every man and boy is challenged to do heroic things for God through the power of the Holy Spirit.

This Outpost Action Plan provides a road map for getting started. It explains how to use each of the promotional resources and the process to follow in getting your outpost ready to join us at Camporama.

Consider these action steps as you begin the process of preparing your outpost for Camporama. Additional copies of these resources can be obtained through NationalCamporama.com.

1. Review the materials in the Camporama promotional packet

a. Outpost Action Plan

This is the item you're reading now. It gives you an introduction to everything you received in the packet and suggestions on how to use them.

b. Promotional Poster

Hang this poster in a prominent place in your church or outpost meeting room to catch attention and build interest in Camporama.

c. Information Handout




Provide copies of this handout to all your leaders, boys, and parents to give them all the basic details about Camporama.

d. Information Worksheet

Use the information worksheet to gather the necessary data to complete the online registration for Camporama. Registration is only available online. Refer to NationalCamporama.com to download the additional details on the registration process.

e. Participant and Registration Instructions

Every person attending Camporama must submit either the Parental Consent and Authorization (PCA) form for minors or the Assumption of Risk (AOR) form for adults before they can be admitted to camp. These forms can only be completed and signed online through DocuSign. The Participant and Registration Instructions will assist the parent and the leader in completing this online process.



2. Review the additional materials available online at NationalCamporama.com.

This includes downloadable resources, such as a promotional video to show your boys and parents, the Information Handout (copy enclosed), and additional details about activities and features at Camporama. The website also includes the *Camporama Leader Guide*, a 40-page booklet that provides all the details about this event. Make special note of the “registration qualifications” for leaders and boys.



3. Contact your district to see if special plans are being made for your district's participation in Camporama.

This may include travel arrangements, campsite layout, or district memorabilia items, such as hat pins or T-shirts. Additional fees may also be required by your district. If you need help in finding your district's contact info, contact us at rangers@ag.org.

4. Plan your trip.

For many boys, this Camporama may be the only opportunity they will have to attend a National Camporama in their lifetimes. Make sure every part of your trip is an exciting, memorable experience for your boys—from the moment you leave town to the moment you return. Look for special activities that can be added to your trip along the way. Get your boys involved in finding ways to make every part of your trip an experience of a lifetime.

5. Determine your outpost fees.

The total cost for Camporama includes the national registration fee, any district fees, and all outpost costs, such as transportation, meals along the way, special activities you have added, and any special clothing gear you choose to bring. Many outposts print custom T-shirts for their group, while others provide every boy with a special outpost duffle bag to help regulate the amount of gear each person brings.

6. Plan your fundraisers.

Camporama is a significant investment, but the impact of the experience is well worth the cost. Some families may need assistance in raising the necessary funds. Many great ideas on fundraising can be found on the BGMC website at BGMC.ag.org in the “Resources” section. Although these ideas are written for raising funds for BGMC, they can easily be adapted for use in fundraising for Camporama. Whatever methods you choose, getting started soon is very important as it may take multiple efforts to raise adequate funds for everyone to go.